

Development of 3G Services in Chunghwa Telecom

*Mu-Piao Shih, Chief Engineer
Mobile Business Group
Chunghwa Telecom*


9 March 2004



Outline

- ***3GSM World Congress 04 in Cannes***
- ***3G Service in Japan***
- ***Status of Cellular Market in Taiwan***
- ***Development of WCDMA Network in Chunghwa***
- ***The Evolution of Mobile Value-added Service from 2.5G to 3G***
- ***Conclusions***



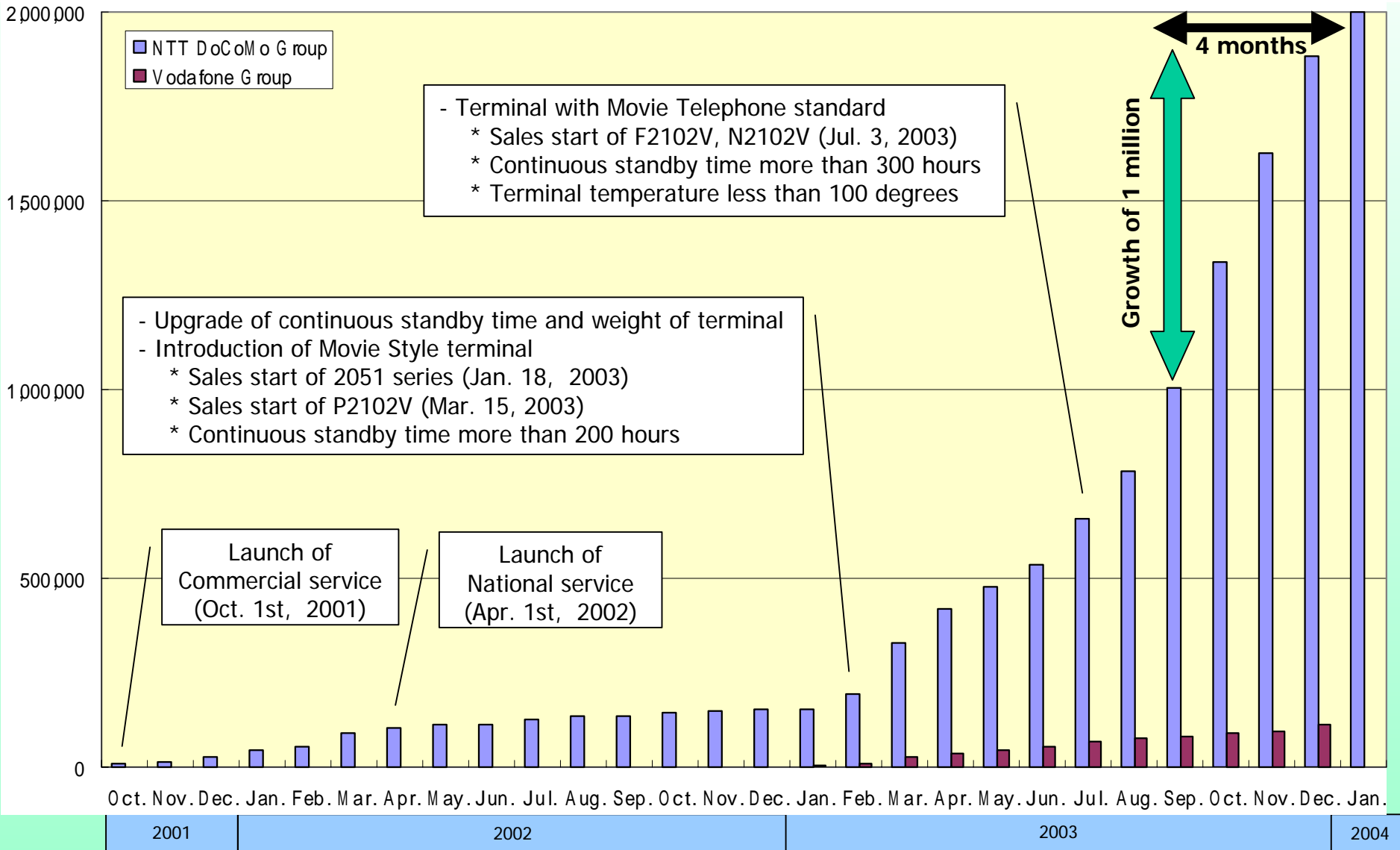
A large stage backdrop for the GSM World Congress 04. The backdrop is red with a pattern of white squares of various sizes. The GSM logo is prominently displayed in the center in a blue, stylized font. Below the logo, the text "WORLD CONGRESS 04" is written in white. In the foreground, a long white table with red ends is set up on the stage. The table features logos for GSM, the International Telecommunications Union (ITU), and NBC. Three black chairs are positioned behind the table. The audience is visible in the foreground, seated in rows of chairs.

GSM

WORLD CONGRESS 04



Growth of W-CDMA by NTT DoCoMo & Vodafone

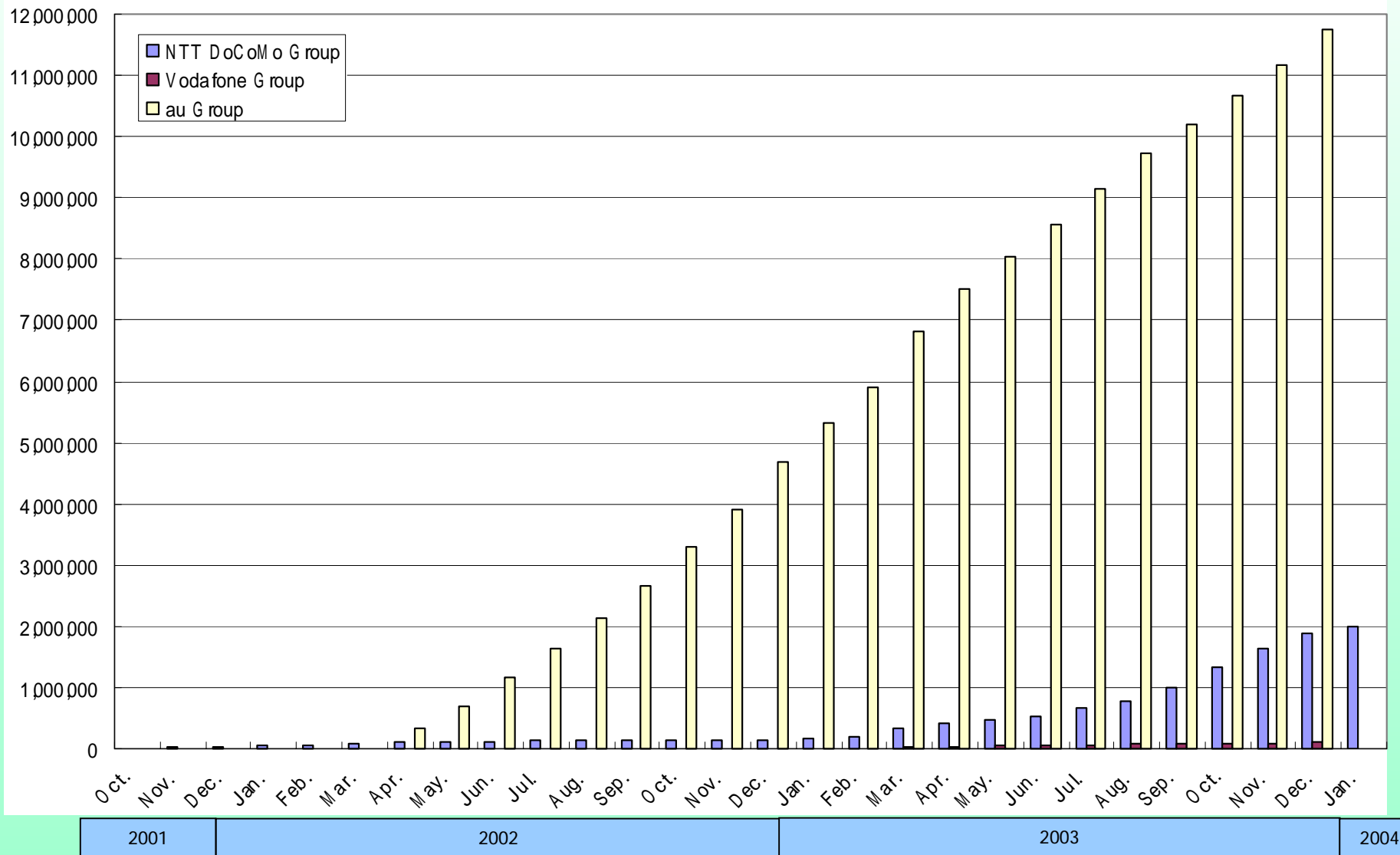


Source: <http://japan-internet.com/img/20031002nttdocomo.gif>, <http://www.tca.or.jp/eng/database/daisu/index.html>

Number of Mobile Subscribers in Japan

System		Groups	Dec. 2003		
			Increase from the previous month	Total	Share
2G	PDC	NTT DoCoMo Group	-140,600	43,484,900	54.5%
		TU-KA Group	-11,800	3,670,000	4.6%
		Vodafone Group	95,700	14,662,300	18.4%
		PDC Subtotal	-56,700	61,817,200	77.5%
	cdmaOne	au Group	-304,100	4,213,200	5.3%
3G	W-CDMA	NTT DoCoMo Group	255,100	1,881,000	2.4%
		Vodafone Group	18,500	111,700	0.1%
	CDMA2000 1x	au Group	593,700	11,764,100	14.7%
Mobile Telephone Total			506,500	79,787,200	100.0%

Growth of 3G subscribers by carriers



Service Coverage of 2G and 3G

